

AUSTRALIAN AIR LEAGUE

AUTHORISED BADGES

Officers

Blue Rank




Trainee Officer


Silver Rank




Second Officer




First Officer




Squadron Lieutenant



Squadron Captain



Wing Captain




Group Lieutenant

Officers


Gold Rank




Group Commissioner




Lieutenant Commissioner



Commissioner

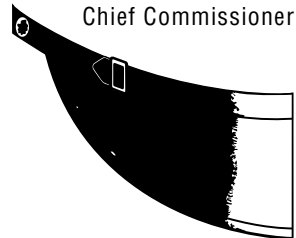


Chief Commissioner



Officer Cap Badge

Gold Oak Leaf



Chief Commissioner

Commissioner



Cadet Cap Badge



Collar Badge



Membership Badge Tie Pin/Bar

N.C.O.'s & Warrant Officer



Leading Cadet



Corporal



Sergeant



Squadron Sergeant



Drum Major



Warrant Officer

Appointment Insignia (Wing & Squadron)



Adjutant



Air Activities



Drill



Education



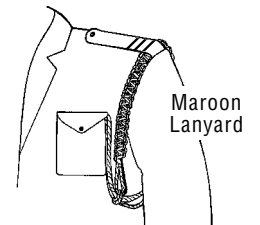
Physical Activities



Quartermaster



Band Officer



Maroon Lanyard

Wing/Group Staff Tabs



(LH)

Administration – Field



(RH)



Education

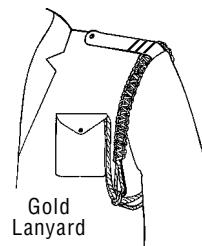


(LH)

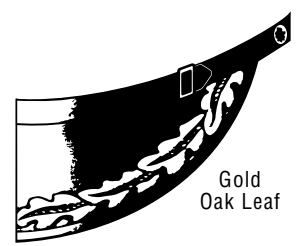
Physical Activities



(RH)



Gold Lanyard



Gold Oak Leaf

Group Executive Commissioner

AUSTRALIAN AIR LEAGUE

AUTHORISED BADGES


Life Member




Associate Member




Service Bars




1 Year




3 Years



5 Years

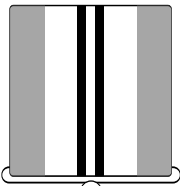


2 Years

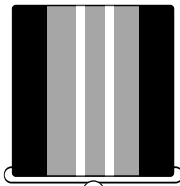


7 Years


Medals




Distinguished Service Award (Gold)



Meritorious Service Award (Bronze)

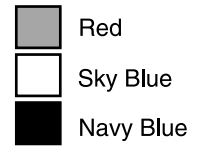


Service Medal 10 Year Officer (Silver)



Service Medal 10 Year General (Bronze)

Legend:-



Brevets/Awards



A.A.L. Wing (Blue/Silver/Gold)




A.A.L. Half Wing (Silver/Gold)



A.A.L. Wing (Blue/Silver/Gold)

NOTE: The letter "G" represents only one of various GFA Qualifications.



A.A.L. Parachutist



Technical Award (Silver/Gold)



Duke of Edinburgh Award

Arm Flashes



Officer



Cadet



Air Activities

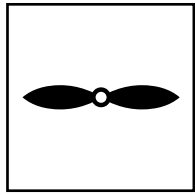
Cadet of the Year Badge




AUSTRALIAN AIR LEAGUE

AUTHORISED BADGES


General Proficiency



Class Six (6)
Class Five (5)
Class Four (4)



Class Three (3)



Class Two (2)

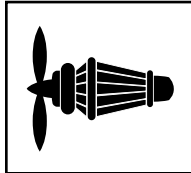


Class One (1)

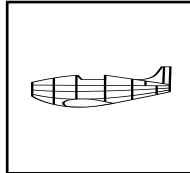
Education Subject Badges




Administration




Aero Engines



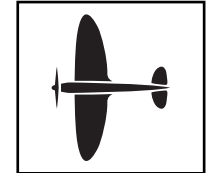
Aircraft Construction



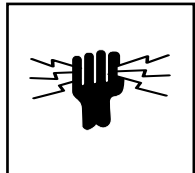
Aircraft Modelling



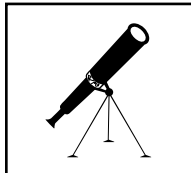
Aircraft Modelling
- Balsa -



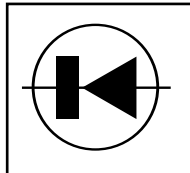
Aircraft Modelling
- Plastic -



Aircraft Radio



Astronomy




Electronics



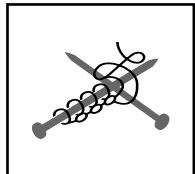
Flight Attendant



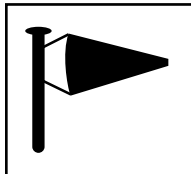
General Knowledge



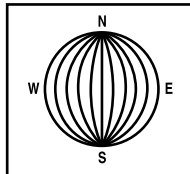
Gliding & Soaring




Knitting



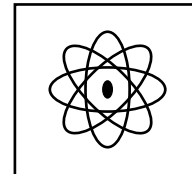
Meteorology




Navigation




Photography



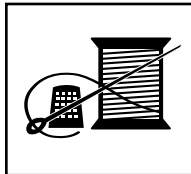
Physics




Public Speaking




Semaphore



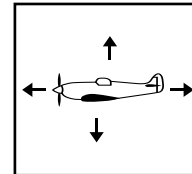
Sewing



Signals




Space Flight



Theory of Flight

Field Subject Badges



Buglar



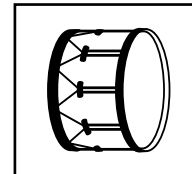
Community Service
Class 6, 5, 4



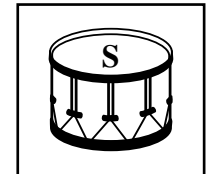
Community Service
Class 3, 2, 1



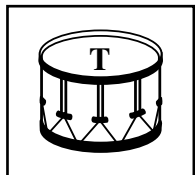
Drill Proficiency




Base Drummer




Snare Drummer



Tenor Drummer



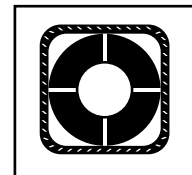
Emergency Services



First Aid



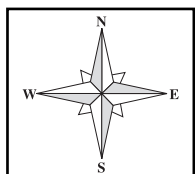
Flag Party



Life Saving



Physical Activities



Fieldcraft

AUSTRALIAN AIR LEAGUE

AUTHORISED BADGES

Education Diploma Badge



Instructor Badges



Assistant Instructor



Squadron (Blue)
Senior (Silver)
Major (Gold)



First Aid



Physical Activities

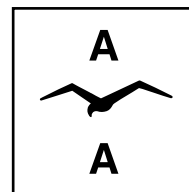


Life Saving

Air Activities Badges



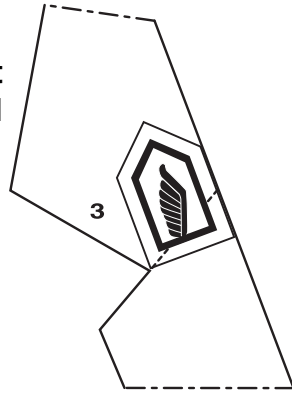
Airmanship
(Blue, White, Red, Green)



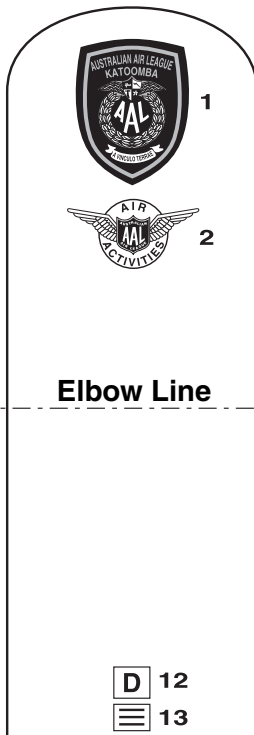

Gliding and Soaring
(Blue, White, Red)

AUSTRALIAN AIR LEAGUE OFFICERS UNIFORM

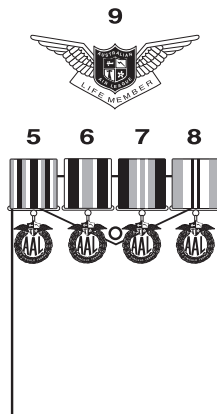
**Right
Lapel**




**Left
Lapel**



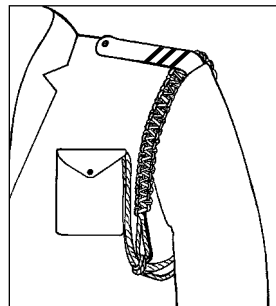
Elbow Line




**Right
Pocket**



**Left
Pocket**




**Right
Sleeve**



**Left
Sleeve**

- | | |
|--------------------------------------|---------------------------------|
| 1. Membership Flash | 10. A.A.L. Wings |
| 2. Air Activities Flash | 11. Duke of Edinburgh Award |
| 3. Staff Tab | 12. Appointment Insignia |
| 4. Collar Badge/Appointment Insignia | 13. Service Bars |
| 5. Ten Year General Service | 14. Band Officers Insignia |
| 6. Ten Year Officer Service | 15. Education Instructors Badge |
| 7. Meritorious Service Award | 16. First Aid Instructors Badge |
| 8. Distinguished Service Award | 17. P.A. Instructors Badge |
| 9. Life Membership Award | 18. Technical Award |
| | 19. Education Diploma Badge |

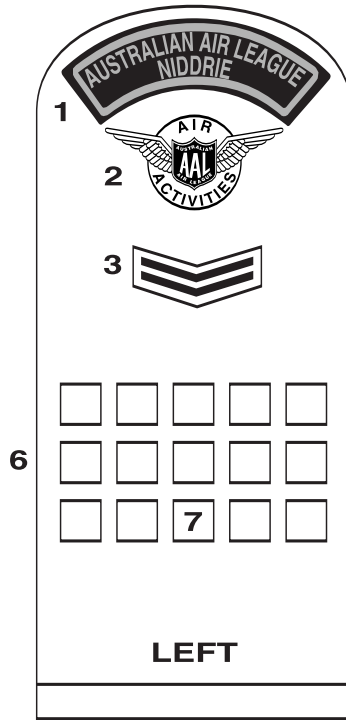
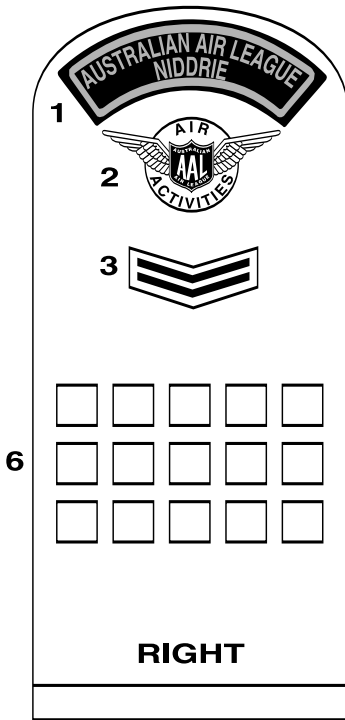
In instances where both badges 18 and 19 have been awarded, they are to be worn side-by-side as shown in the illustration "Left Sleeve Version 2".



**Left
Sleeve
Version 2**

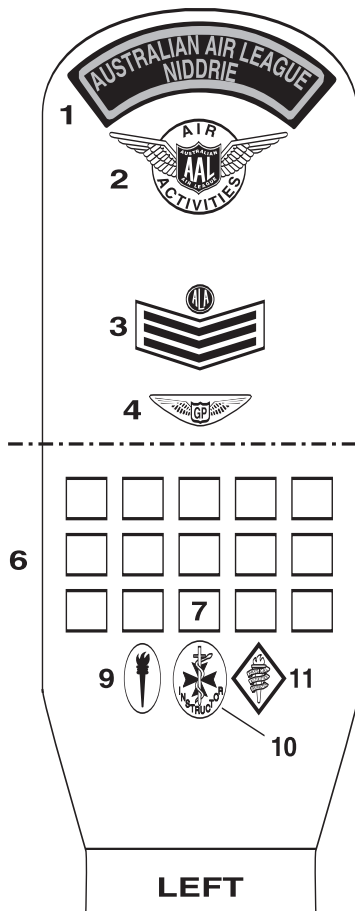
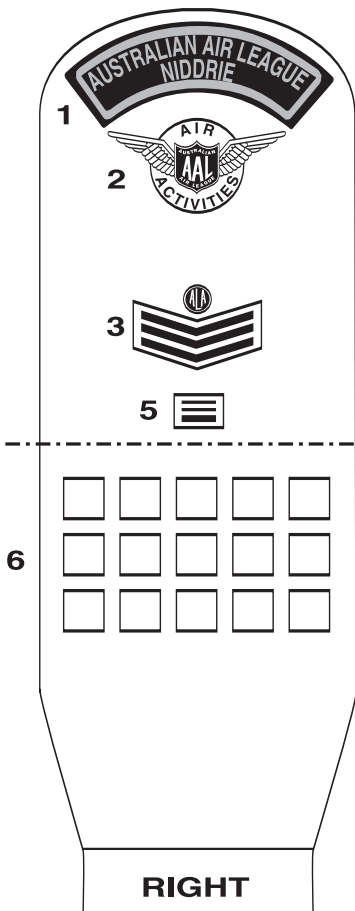
AUSTRALIAN AIR LEAGUE

JUNIOR CADET, CADET, SENIOR CADET BADGE POSITIONS

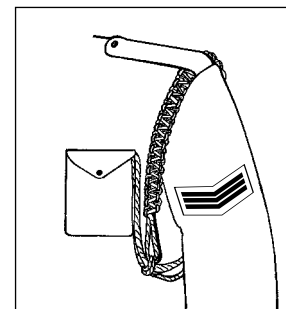


SHORT SLEEVE UNIFORM MALE/FEMALE

1. Membership Flash
2. Air Activities Flash
3. NCO Rank Insignia
4. General Proficiency Class 1
5. Service Bars
6. Education Badges
7. General Proficiency Class 6 to 2
8. (Not Used)
9. Education Instructor Badge
10. First Aid Instructor Badge
11. P.A. Instructor Badge



CADET/SENIOR CADET LONG SLEEVE



NCO Lanyard

AUSTRALIAN AIR LEAGUE

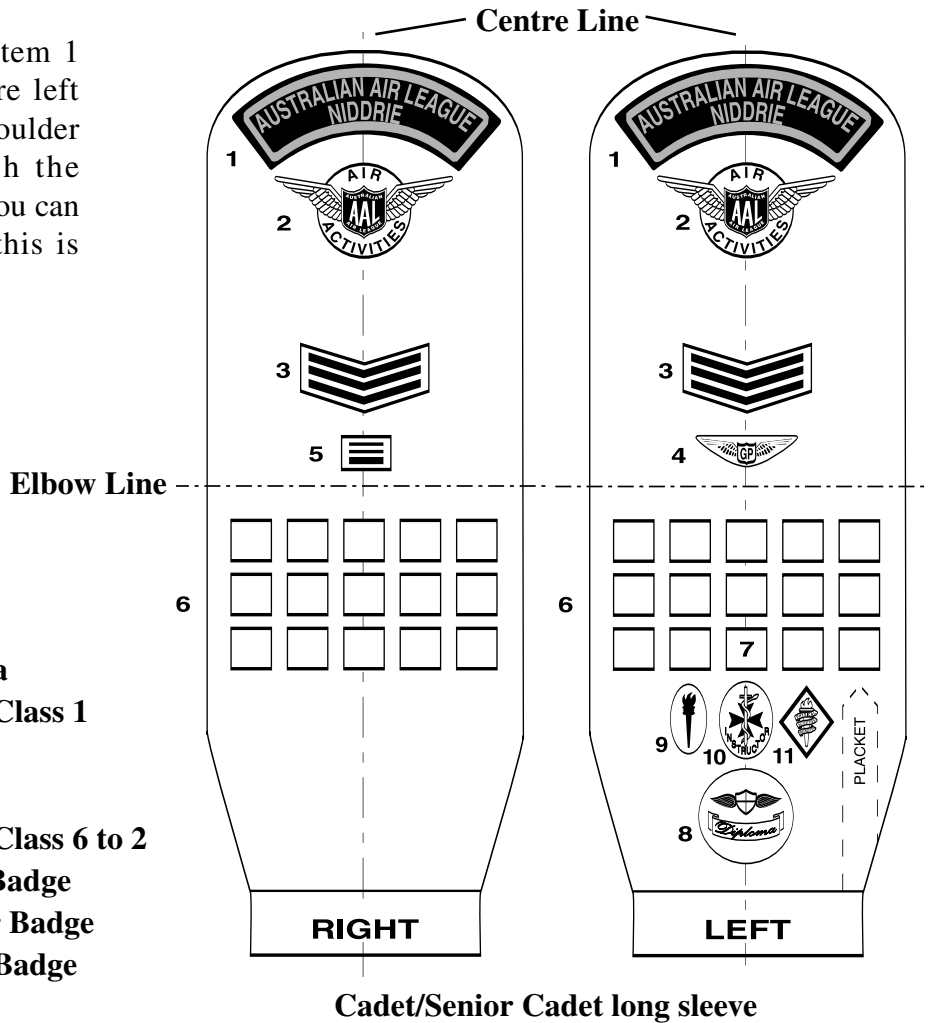
BADGE POSITIONS FOR CADET/SENIOR CADET LONG SLEEVE SHIRT

We trust these simple instructions will help you set up your son's or daughter's uniform and give a uniformity to the display of badges on the uniform. If you have any questions ask the Officer Commanding of your child's Squadron.

GETTING STARTED

The Membership Flash (Item 1 below) is positioned centre left sleeve 12mm from the shoulder seam. Be sure to match the thread with the material. You can buy invisible thread but this is difficult to work with.

1. Membership Flash
2. Air Activities Flash
3. N.C.O. Rank Insignia
4. General Proficiency Class 1
5. Service Bars
6. Education Badges
7. General Proficiency Class 6 to 2
8. Education Diploma Badge
9. Education Instructor Badge
10. First Aid Instructor Badge
11. PA Instructor Badge



Note: 3mm between badges (approximately)

EDUCATION BADGES

The first badge awarded will be a General Proficiency (GP) badge (Item 7 above). This should be placed centre left sleeve with the top of the badge placed in line with the top of the placket (cuff opening) seam. Subsequent higher GP awards replace the previous award except GP1 which is placed 2cm above the elbow line centre left sleeve (previous GP badge must be removed and the vacant space filled by moving a badge).

Subsequent education badges are added alternatively on either side of the GP badge until the first (lower) row is filled (5 badges). Please ensure that a 3mm gap (approximately) is left between badges on all sides. If a higher class badge is awarded it replaces the lower class badge. The second and third rows also start from the centre.

AUSTRALIAN AIR LEAGUE

Ensure the correct badge goes on the correct sleeve (the first badge on the right sleeve also starts centre sleeve with the bottom of the badge in line with the placket seam).

RIGHT SLEEVE

AA Gliding and Soaring
Airmanship
Bugler
Community Service
Drill Proficiency
Drummer
Emergency Services
Fieldcraft
First aid
Flag Party
General Knowledge
Gliding and Soaring
Knitting
Life Saving
Physical Activities
Public Speaking
Semaphore
Sewing
Signals

LEFT SLEEVE

Administration
Aero Engines
Aircraft Construction
Aircraft Modelling
Aircraft Radio
Astronomy
Diploma
Electronics
Flight Attendant
General Proficiency
Instructor Badges
Meteorology
Navigation
Photography
Physics
Space Flight
Theory of Flight

TIE PIN/BAR

The tie pin/bar is worn horizontally so that the badge is in line with the shirt pocket buttons.

SERVICE BARS

Service Bars (Item 5) are awarded for each year of service and are placed on the right centre sleeve 2cm above the elbow line.

RANK INSIGNIA

The Chevrons for NCO rank (Item 3) are to be worn in the centre of both sleeves approximately midway between the shoulder seam and the elbow line.

INSTRUCTOR BADGES

Education Instructor Badges are placed on the left centre sleeve below the bottom row of Education Badges as shown in Plate 4 (1).

EDUCATION DIPLOMA

The Education Diploma is placed on the centre left sleeve mid way between the top of the cuff and the first row of badges. Award of the diploma does not require the removal of education badges which are included in the Diploma.

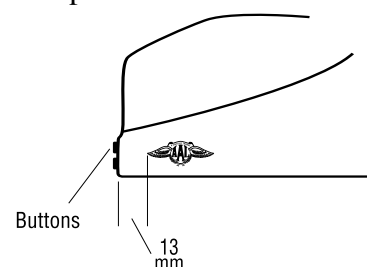
DUKE OF EDINBURGH AWARD / CADET OF THE YEAR AWARD

Duke of Edinburgh Award is worn in the centre of the flap of the left breast pocket.

Cadet of the Year award is worn in the centre of the flap of the right breast pocket.

CADET CAP BADGE

The Cadet Cap Badge is worn on the left front of the Forage Cap with the wing tip 13mm from the two small black buttons on the front of the cap. The cap is worn square on the centre of the head.



AUSTRALIAN AIR LEAGUE

Ensure the correct badge goes on the correct sleeve. The first badge on the right sleeve also starts centre sleeve with the bottom of the badge approximately 3mm above the colour band.

RIGHT SLEEVE

AA Gliding and Soaring
Airmanship
Bugler
Community
Drill Proficiency
Drummer
Emergency Services
Fieldcraft
First aid
Flag Party
General Knowledge
Gliding and Soaring
Knitting
Life Saving
Physical Activities
Public Speaking
Semaphore
Sewing
Signals

LEFT SLEEVE

Administration
Aero Engines
Aircraft Construction
Aircraft Modelling
Aircraft Radio
Astronomy
Diploma
Electronics
Flight Attendant
General Proficiency
Instructor Badges
Meteorology
Navigation
Photography
Physics
Space Flight
Theory of Flight

SERVICE BARS

Service Bars (Item 3) are awarded for each year of service and are placed on the right centre sleeve 1cm above the education badges if possible.

RANK INSIGNIA

The Chevrons for NCO rank (Item 2) are to be worn in the centre of both sleeves. How crowded each sleeve is will depend upon which badges the member has but the chevrons must be placed in the same position on both sleeves relative to the Membership Flash (Item 1).

INSTRUCTOR BADGES

Education Instructor Badges are placed on the left centre sleeve below the bottom row of Education Badges. Refer Plate 4 (3).

CADET OF THE YEAR AWARD

Cadet of the Year Award is worn in the centre of the flap of the right breast pocket.

CADET CAP BADGE

The Cadet Cap Badge is worn on the left front of the Forage Cap with the wing tip 13mm from the two small black buttons on the front of the cap. The cap is worn square on the centre of the head.

